


ZOOMLION

**VISION
CREATES FUTURE**

43X-5RZ

Truck-Mounted Concrete Pump

ZOOMLION





43X-5RZ

TRUCK-MOUNTED CONCRETE PUMP

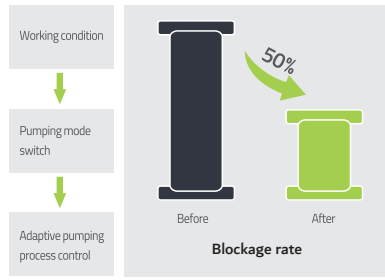
Placing boom	K43-5RZ
Pumping unit	PU1709
Driven by	PTO Gearbox
Chassis	Cabover/Conventional

ZOOMLION | Industry Innovation



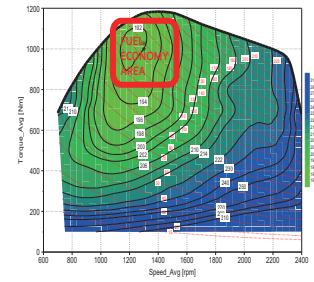
Stability

Boom intelligent damping technology: The soft control of booms in starting, slewing and stopping reduces the impacting vibration of booms, which gives the boom more stable operation.




Pumping Performance

Adaptive Concrete Material Pumping Technology: Improved pumping control system for poor concrete with segregation and big viscosity, and auto-adaptive pumping mode, which reduces the blockage rate by more than 50%.



Fuel Economy

Adaptive Power Distribution Control Technology (APD): Automatically changing power mode according to pumping situation, the engine always work at economic oil consumption area that saves oil by 15% compared to other brands.




Pumping Efficiency

Accurate Pumping Control Technology (APC): An industry first, pumping control mode can be changed to match your working situation. Displacement sensor is used to detect and control the movement of pistons. The accuracy of each stroke can be controlled within 99.46%. This advantage cause the pump is more controllable, and pumping efficiency reached an unprecedented level.



Quality

ZOOMLION's experimental platform is a world leading platform, guarantees the high quality of ZOOMLION products. The boom structure has been tested no cracks for pumping 450,000 cubic meters concrete or after 8 years using. ZOOMLION's high quality products gives you confidence and safety at work.



Easy to do maintenance

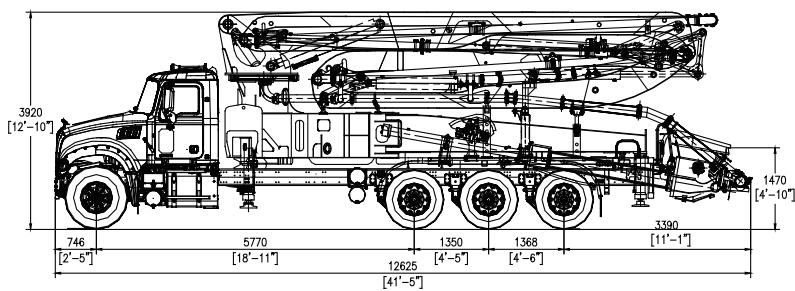
Long life, cost-effective parts are designed to maximize its convenience for tear down and maintenance. Anti-wearing material is used at the wearing position of elbows. Double-layer pipes are used to hold the strong puming performance. These robust parts keep you running in a low-cost and convenient way.



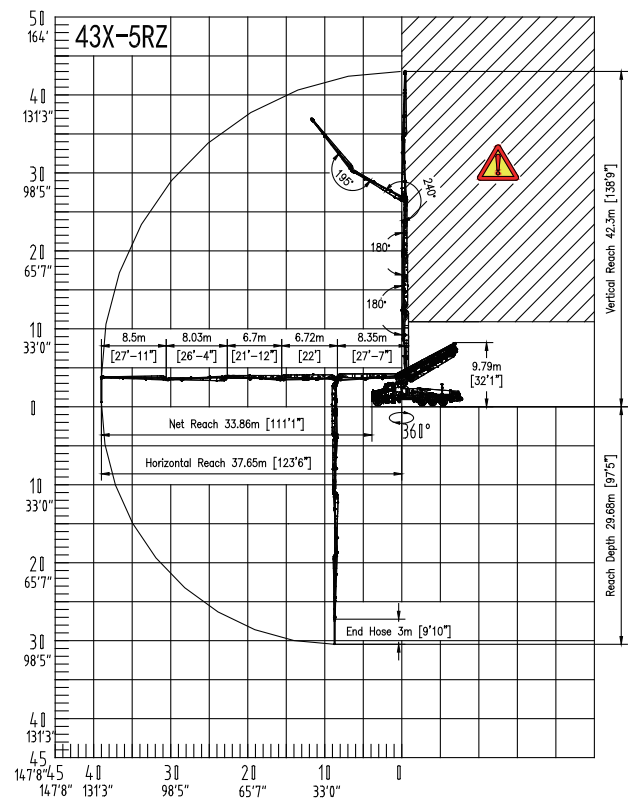
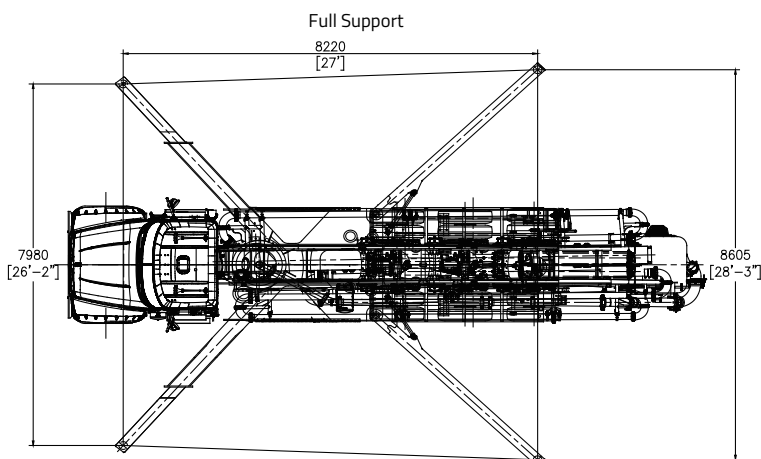
Placing boom	K43-5RZ
Pumping unit	PU1709
Driven by	PTO Gearbox
Chassis	Cabover/Conventional



Dimensions, Reach Information Diagram, Support



Dimensions varying according to truck assembly



Zoomlion Heavy Industry Science & Technology Co.,Ltd.

Add: No.677, Lugu Road, Zoomlion Industrial Park, Changsha, Hunan, China, 410205





43X-5RZ

TRUCK-MOUNTED CONCRETE PUMP

Placing boom	K43-5RZ
Pumping unit	PU1709
Driven by	PTO Gearbox
Chassis	Cabover/Conventional

Standard Equipment

- Compact design, 43m pump mounted on 4-axle truck.
- Efficient pumping unit, ideal for long time use.
- Agile placing boom with 5 arms, and unfolding height only 9.79m (32'1"), which gives a wide work range.
- Proportional radio controls with two speeds boom movement, automatic frequency scanner.
- Double-layer concrete pipes ensure the working reliability.
- Centralized lubrication system for pumping unit.
- Durable wear plate and cutting ring for pumping unit.
- OSS (One-side support).
- Alluminum hopper covering.
- Double water pumps (High and low pressure).
- Use & Maintenance Manuals.
- Spare parts and service manual.

Optional

- Chassis brand: Mack, Freightliner, AutoCar, and etc.
- Other configuration on demand.



RZ Type

Ideal for 5 and 6 sections boom. It provides maximum flexibility by combining R+Z solutions.

Available for: **ZL40 - ZL43 - ZL47 - ZL50 - ZL56**



Front: Double telescopic X style

Rear: Swing-out

Available for: **ZL43 - ZL47 - ZL50 - ZL56**



OSS Available

Placing Boom Technical Data

Model		43X-5RZ
Pipeline diameter	5"	125 mm
Maximum vertical reach	138'9"	42.3 m
Maximum horizontal distance (from center of slewing axis)	123'6"	37.65 m
Minimum unfolding height	32'1"	9.79 m
Section numbers		5
1st section	Length	27'7"
	Opening angle	8350 mm
2nd section	Length	22'0"
	Opening angle	6720 mm
3rd section	Length	21'12"
	Opening angle	6700 mm
4th section	Length	26'4"
	Opening angle	180°
5th section	Length	27'11"
	Opening angle	8030 mm
Rotating angle		240°
End hose length		8500 mm
		195°
		±360°

Pumping Unit Technical Data

Model		PU1709
Maximum theoretical output	222 yd³/h	170 m³/h
Maximum pressure on concrete	1276 psi	88 bar
Concrete cylinders (diam. x stroke)	9"x6'11"	230x2100mm
Concrete hopper capacity	145 gal	550L
Hydraulic circuit		Open



ZOOMLION

Zoomlion Heavy Industry Science & Technology Co.,Ltd.

Add: No.677, Lugu Road, Zoomlion Industrial Park, Changsha, Hunan, China, 410205

Copyright©2022 Zoomlion. All rights reserved. Reproduction and copying of any part of contents is not allowed for any purposes without Zoomlion's approval.

