


**ZOOMLION**

**VISION  
CREATES FUTURE**

**40X-5RZ**

Truck-Mounted Concrete Pump

**ZOOMLION**





## 40X-5RZ

### TRUCK-MOUNTED CONCRETE PUMP

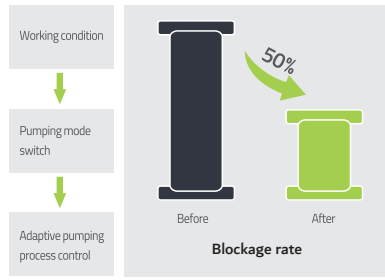
Placing boom	K40-5RZ
Pumping unit	PU1709
Driven by	PTO Gearbox
Chassis	Cabover/Conventional

### ZOOMLION | Industry Innovation



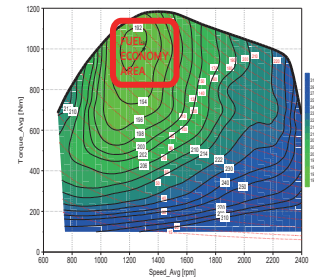
#### Stability

Boom intelligent damping technology: The soft control of booms in starting, slewing and stopping reduces the impacting vibration of booms, which gives the boom more stable operation.




#### Pumping Performance

Adaptive Concrete Material Pumping Technology: Improved pumping control system for poor concrete with segregation and big viscosity, and auto-adaptive pumping mode, which reduces the blockage rate by more than 50%.



#### Fuel Economy

Adaptive Power Distribution Control Technology (APD): Automatically changing power mode according to pumping situation, the engine always work at economic oil consumption area that saves oil by 15% compared to other brands.




#### Pumping Efficiency

Accurate Pumping Control Technology (APC): An industry first, pumping control mode can be changed to match your working situation. Displacement sensor is used to detect and control the movement of pistons. The accuracy of each stroke can be controlled within 99.46%. This advantage cause the pump is more controllable, and pumping efficiency reached an unprecedented level.



#### Quality

ZOOMLION's experimental platform is a world leading platform, guarantees the high quality of ZOOMLION products. The boom structure has been tested no cracks for pumping 450,000 cubic meters concrete or after 8 years using. ZOOMLION's high quality products gives you confidence and safety at work.



#### Easy to do maintenance

Long life, cost-effective parts are designed to maximize its convenience for tear down and maintenance. Anti-wearing material is used at the wearing position of elbows. Double-layer pipes are used to hold the strong puming performance. These robust parts keep you running in a low-cost and convenient way.







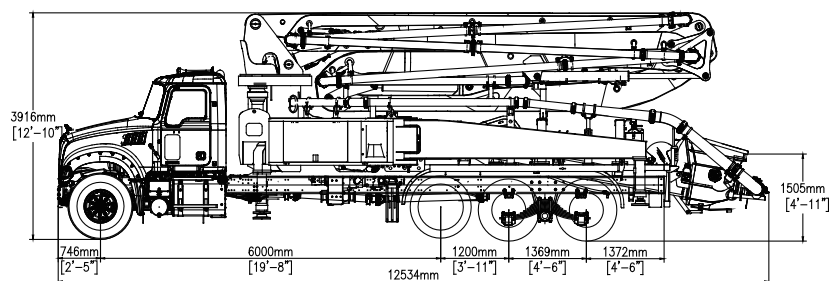
## 40X-5RZ

### TRUCK-MOUNTED CONCRETE PUMP

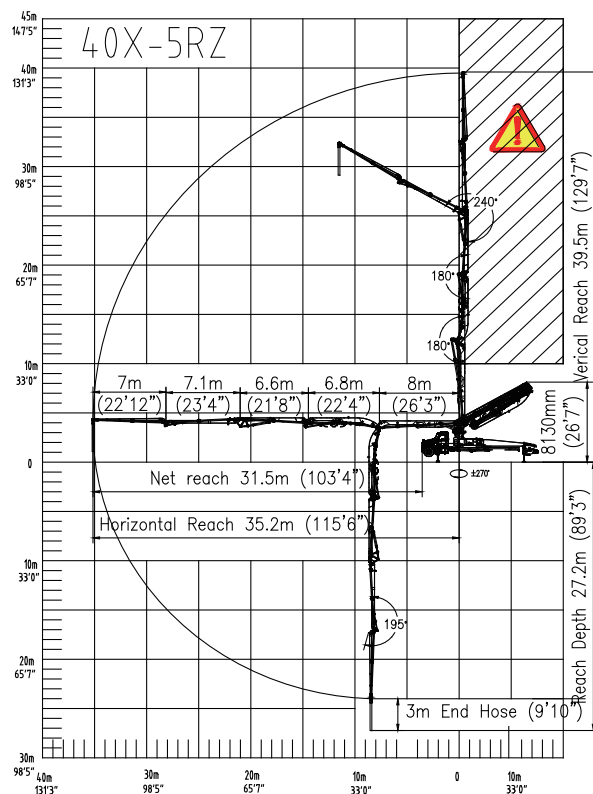
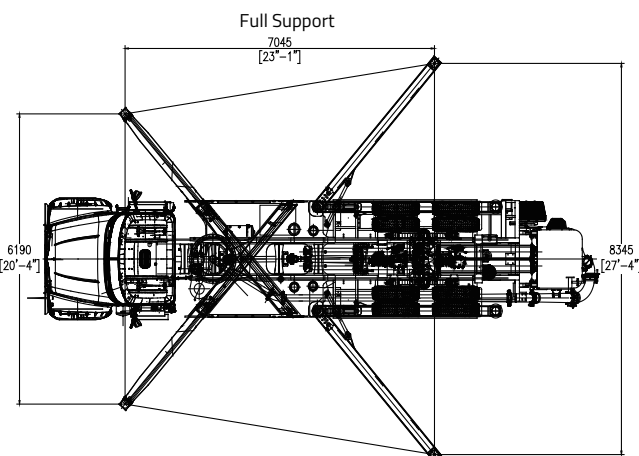
Placing boom	K40-5RZ
Pumping unit	PU1709
Driven by	PTO Gearbox
Chassis	Cabover/Conventional



### Dimensions, Reach Information Diagram, Support



Dimensions varying according to truck assembly



**Zoomlion Heavy Industry Science & Technology Co.,Ltd.**

Add: No.677, Lugu Road, Zoomlion Industrial Park, Changsha, Hunan, China, 410205

Copyright©2022 Zoomlion. All rights reserved. Reproduction and copying of any part of contents is not allowed for any purposes without Zoomlion's approval.



en.zoomlion.com





# 40X-5RZ

## TRUCK-MOUNTED CONCRETE PUMP

Placing boom	K40-5RZ
Pumping unit	PU1709
Driven by	PTO Gearbox
Chassis	Cabover/Conventional

## Standard Equipment

- 40m pump mounted on 3-axle truck with pusher axle..
- Efficient pumping unit, ideal for long time use.
- Agile placing boom with 5 arms, and unfolding height only 8.1m (26'7"), which gives a wide work range.
- Proportional radio controls with two speeds boom movement, automatic frequency scanner.
- Double-layer concrete pipes ensure the working reliability.
- Centralized lubrication system for pumping unit.
- Durable wear plate and cutting ring for pumping unit.
- OSS (One-side support).
- Alluminum hopper covering.
- Double water pumps (High and low pressure).
- Use & Maintenance Manuals.
- Spare parts and service manual.

## Optional

- Chassis brand: Mack, Freightliner, AutoCar, and etc.
- Other configuration on demand.



## RZ Type

Ideal for 5 and 6 sections boom. It provides maximum flexibility by combining R+Z solutions.

Available for: **ZL40 - ZL43 - ZL47 - ZL50 - ZL56**



Front: Single telescopic X style

Rear: Swing-out

Available for: **ZL40**



OSS Available

## Placing Boom Technical Data

Model		40X-5RZ
Pipeline diameter	5"	125 mm
Maximum vertical reach	129'7"	39.5 m
Maximum horizontal distance (from center of slewing axis)	115'6"	35.2 m
Minimum unfolding height	26'7"	8.1 m
Section numbers		5
1st section	Length	26'3"
	Opening angle	8000 mm
2nd section	Length	22'5"
	Opening angle	6820 mm
3rd section	Length	21'6"
	Opening angle	180°
4th section	Length	23'5"
	Opening angle	7130 mm
5th section	Length	22'11"
	Opening angle	7000 mm
Rotating angle		±270°
End hose length	9'10"	3 m

## Pumping Unit Technical Data

Model		PU1709
Maximum theoretical output	222 yd³/h	170 m³/h
Maximum pressure on concrete	1276 psi	88 bar
Concrete cylinders (diam. x stroke)	9"x6'11"	230x2100mm
Concrete hopper capacity	156 gal	600L
Hydraulic circuit		Open



**ZOOMLION**

**Zoomlion Heavy Industry Science & Technology Co.,Ltd.**

Add: No.677, Lugu Road, Zoomlion Industrial Park, Changsha, Hunan, China, 410205

Copyright©2022 Zoomlion. All rights reserved. Reproduction and copying of any part of contents is not allowed for any purposes without Zoomlion's approval.

